



ಬೃಹತ್ ಬೆಂಗಳೂರು ಮಹಾನಗರ ಪಾಲಿಕೆ
Bruhat Bengaluru Mahanagara Palike



BBMP COVID-19 WAR ROOM 09.07.2022

BBMP / COVID-19 WAR ROOM / BULLETIN – 838 / 09.07.2022 / #BBMPfightsCOVID19



OVERVIEW OF COVID-19 IN BENGALURU



CASE TRENDS

ACTIVE CASES **6,239**

Confirmed Cases

927

18,12,065 #

Recovered Cases

750

17,88,855 #

Death Cases

0

16,971 #



HOSPITALIZATION

81

ICU – V

1

ICU

7

HDU

2

General

71

INCLUDES GOVT. QUOTA AND PRIVATE WALK-IN HOSPITALIZATION



VACCINATION

20,553

1,98,19,624 #

First Dose

2,505

96,37,559 #

Second Dose

8,746

93,13,376 #

Precaution Dose

9,302

8,68,689 #



TRIAGING

MTU

15

Tele Triage

771



ACTIVE CLUSTERS

21

Budding Clusters (<5 Cases)

19

Clusters (> 5 cases)

2



TESTING

17,593

3,06,77,497 #

RAT

3,891

RTPCR

13,702

Positivity : 5.00%

*FOR LAST 7 DAYS

: indicates cumulative numbers till date



ABSTRACT OF COVID-19 SCENARIO IN BENGALURU

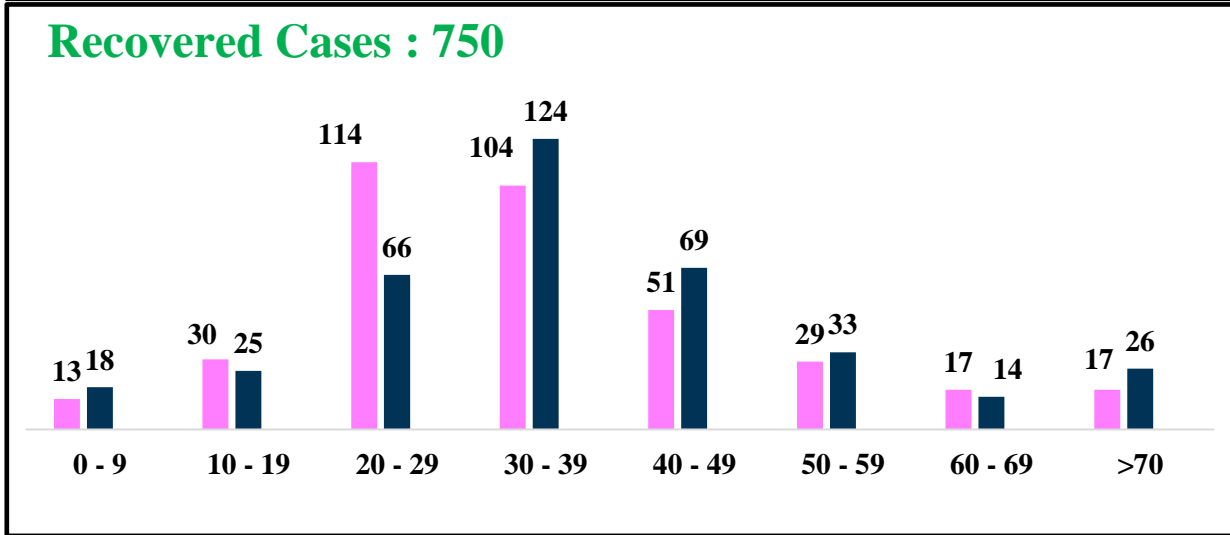
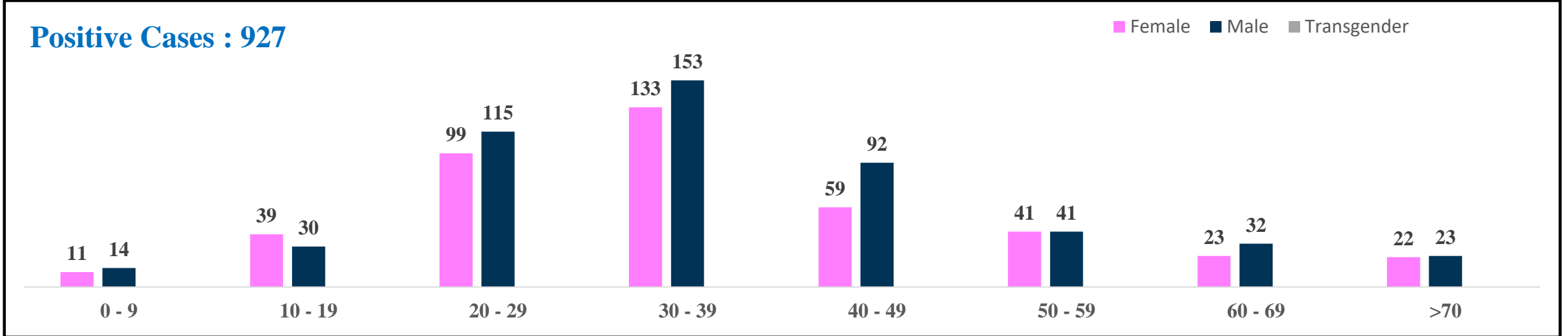


	MALE			FEMALE			TRANSGENDER			TOTAL		
	Last 24 Hours	Last 7 Days	Cumulative	Last 24 Hours	Last 7 Days	Cumulative	Last 24 Hours	Last 7 Days	Cumulative	Last 24 Hours	Last 7 Days	Cumulative
Positive Cases	500	3,293	10,70,241	427	2,801	7,40,932	0	1	196	927	6,095	18,12,065
Recovered Cases	375	3,214	10,55,969	375	2,716	7,32,794	0	0	185	750	5,930	17,88,855
Death Cases	0	1	10,748	0	0	6,219	0	0	4	0	1	16,971
Total Tests Done	In Last 24 hrs. : 17,593			In last 7 days : 1,21,917			Cumulative : 3,06,77,497					
Vaccine Doses Administered	In Last 24 hrs. : 20,553			In last 7 days : 81,273			Cumulative : 1,98,19,624					
ACTIVE CASES									6,239			

*Covid deaths occurred today : 00 | Covid deaths occurred beyond last 24 hrs., reported today : 00



LAST 24 HOURS AGE GROUP AND GENDER WISE DISTRIBUTION

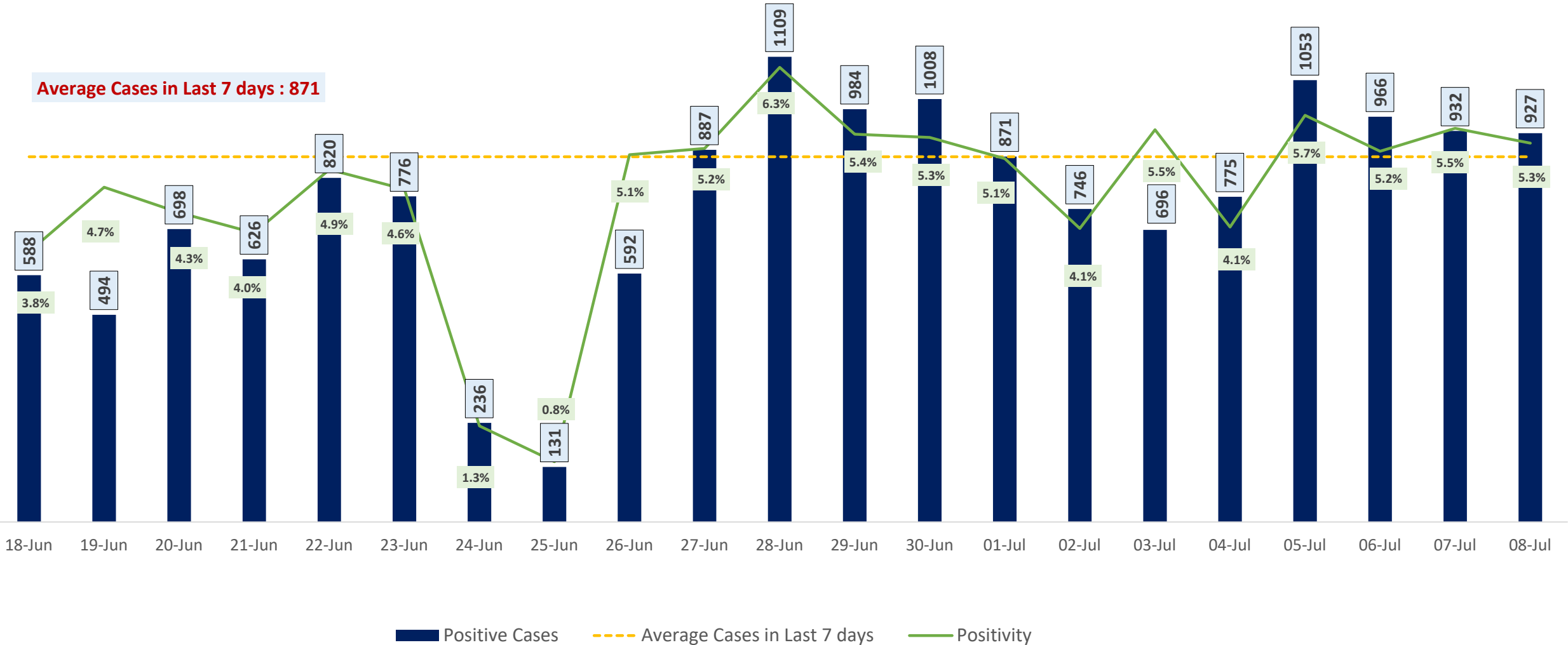




POSITIVITY RATE OF BENGALURU – LAST 21 DAYS



Average Cases in Last 7 days : 871

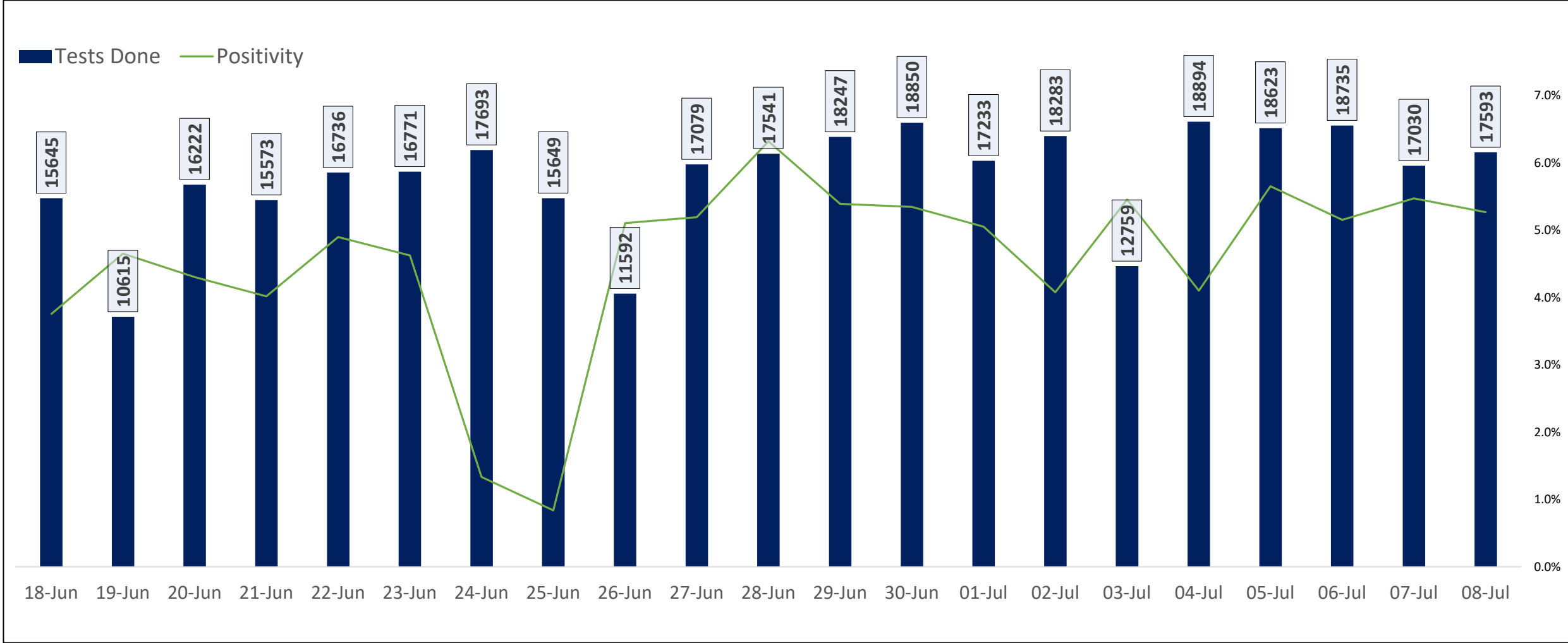




TESTING TRENDS IN BENGALURU

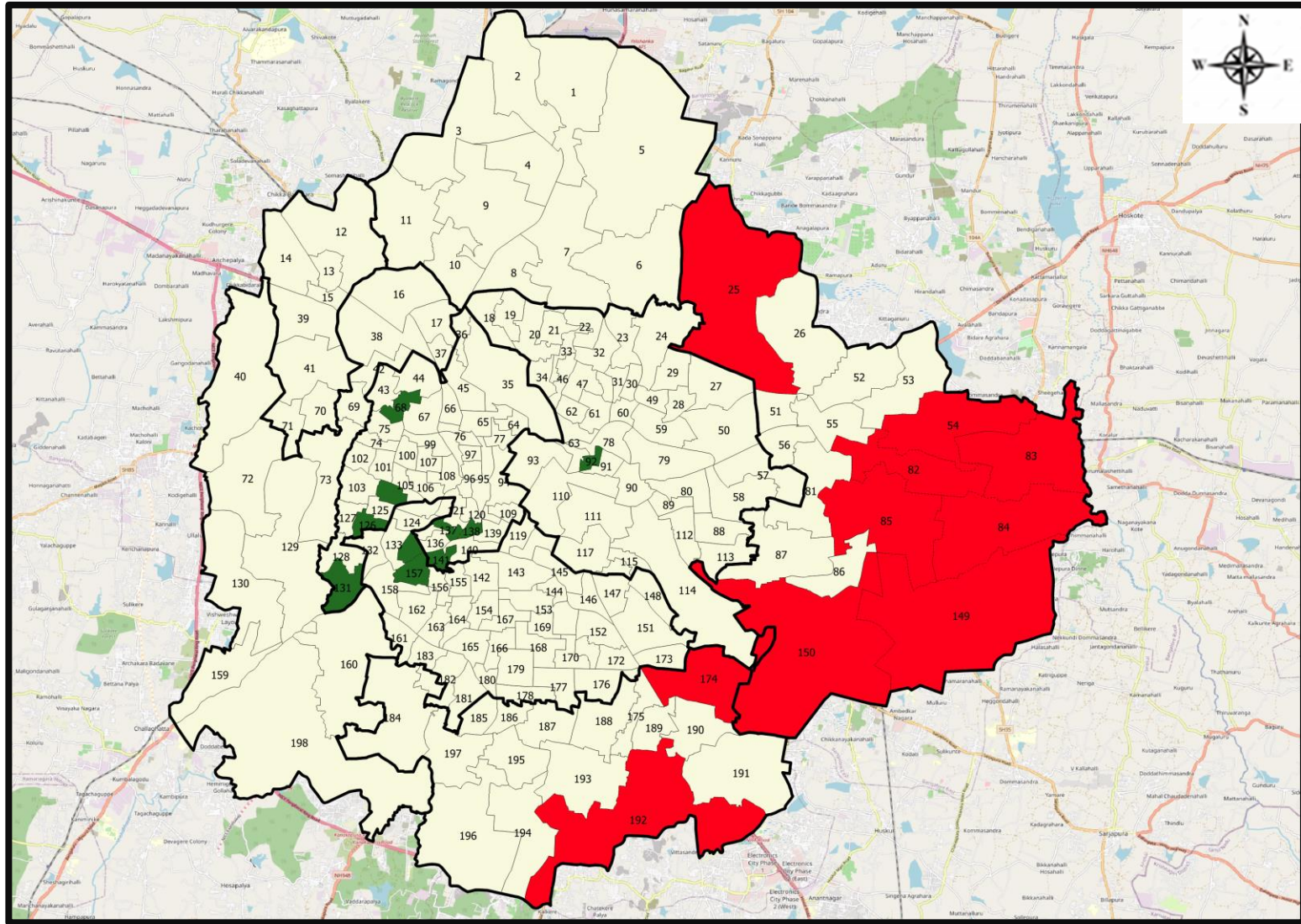


Total Test Conducted Till Date	Test Conducted Last 24 hours	Last 7 Days Average
3,06,77,497	17,593	17,417





BENGALURU URBAN MAP SHOWING TREND OF POSITIVE CASES IN LAST 7 DAYS



Top 10 wards reporting highest number of positive cases in last 7 days

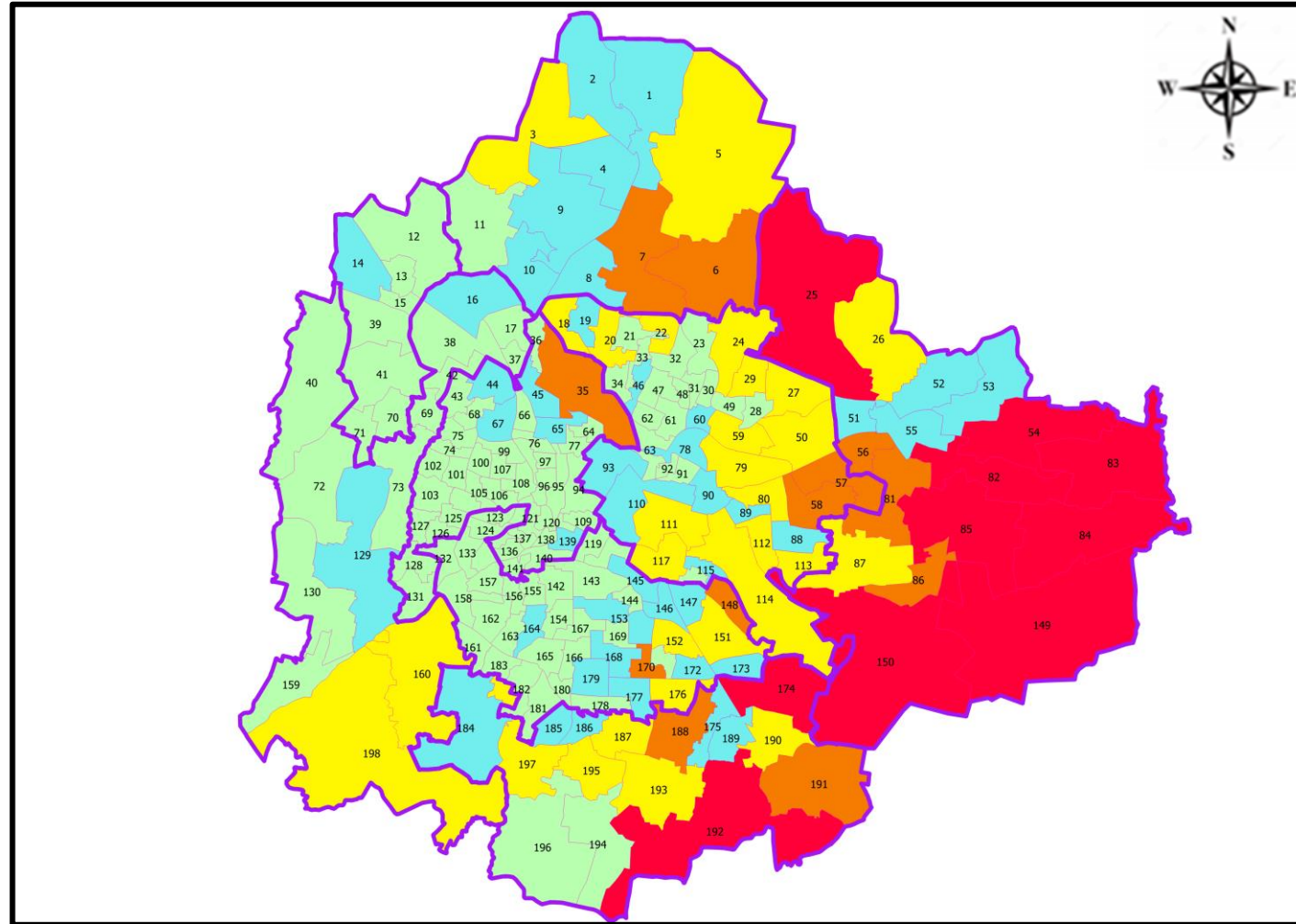
Ward No.	Ward Name	Daily Cases Average
150	Bellanduru	67
85	Dodda Nekkundi	38
83	Kadugodi	35
149	Varthuru	31
25	Horamavu	28
174	HSR Layout	25
54	Hudi	20
84	Hagadur	18
82	Garudachar Palya	15
192	Begur	15







Top 10 wards reporting least number of positive cases in last 7 days

Ward No.	Ward Name	Daily Cases Average
157	Gali Anjaneya Temple	0
141	Azad Nagar	0
138	Chalavadipalya	0
137	Rayapura	0
134	Bapuji Nagar	0
131	Nayandahalli	0
126	Maruthi Mandira Ward	0
104	Govindaranagara	0
92	Shivaji Nagar	0
68	Mahalakshimpura	0



BENGALURU MAP SHOWING INTENSITY OF POSITIVE CASES IN LAST 7 DAYS



-  Level 1 : 0 to 10 Cases
-  Level 2 : 10 to 25 Cases
-  Level 3 : 25 to 50 Cases
-  Level 4 : 50 to 100 Cases
-  Level 5 : More than 100 Cases
-  Zone Boundaries

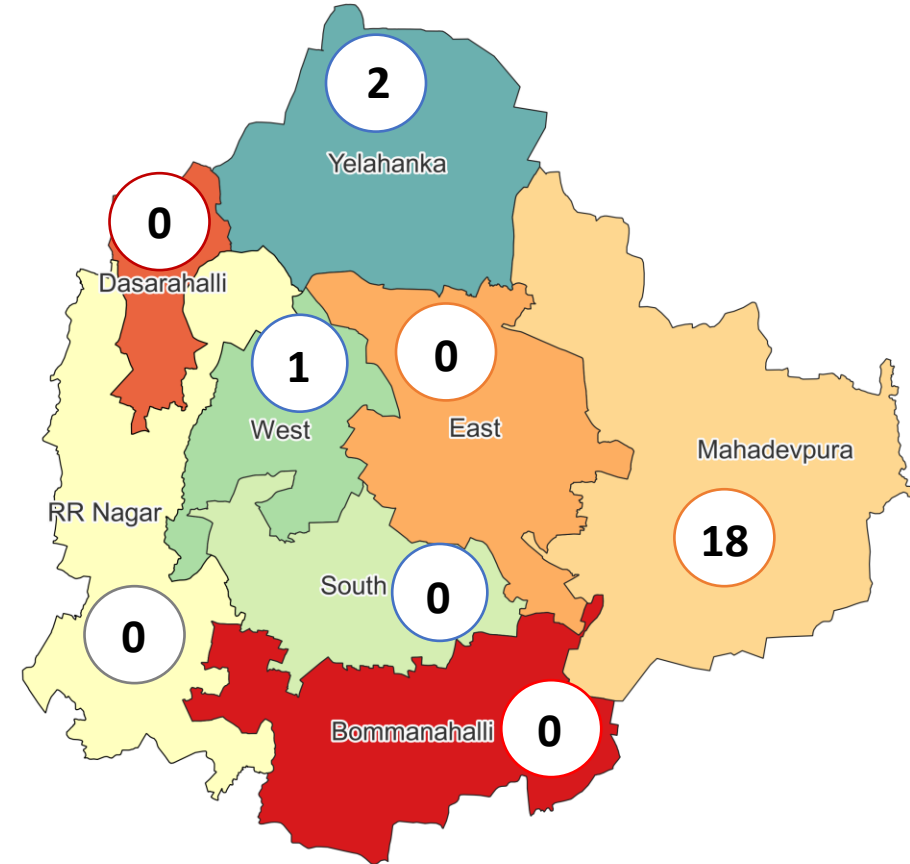


CLUSTER DETAILS



Zone Name	TOTAL CLUSTERS	Budding Clusters	Clusters	Outbreaks
		Less Than 5 Cases	5 To 14 Cases	More Than 14 Cases
BOMMANAHALLI	0 (-)	0 (-)	0 (-)	0 (-)
DASARAHALLI	0 (-)	0 (-)	0 (-)	0 (-)
EAST	0 (-)	0 (-)	0 (-)	0 (-)
MAHADEVPURA	18 (-)	17 (-)	1 (-)	0 (-)
RR NAGAR	0 (-)	0 (-)	0 (-)	0 (-)
SOUTH	0 (-)	0 (-)	0 (-)	0 (-)
WEST	1 (-)	0 (-)	1 (-)	0 (-)
YELAHANKHA	2 (-)	2 (-)	0 (-)	0 (-)
TOTAL	21 (-)	19 (-)	2 (-)	0 (-)

Total Active Clusters



Types of Clusters

Zone Name	Apartments/ Villa	Individual House	Hostels/Quarters	Others	Schools/Colleges
BOMMANAHALLI	0 (-)	0 (-)	0 (-)	0 (-)	0 (-)
DASARAHALLI	0 (-)	0 (-)	0 (-)	0 (-)	0 (-)
EAST	0 (-)	0 (-)	0 (-)	0 (-)	0 (-)
MAHADEVPURA	18 (-)	0 (-)	0 (-)	0 (-)	0 (-)
RR NAGAR	0 (-)	0 (-)	0 (-)	0 (-)	0 (-)
SOUTH	0 (-)	0 (-)	0 (-)	0 (-)	0 (-)
WEST	1 (-)	0 (-)	0 (-)	0 (-)	0 (-)
YELAHANKHA	2 (-)	0 (-)	0 (-)	0 (-)	0 (-)
TOTAL	21 (-)	0 (-)	0 (-)	0 (-)	0 (-)

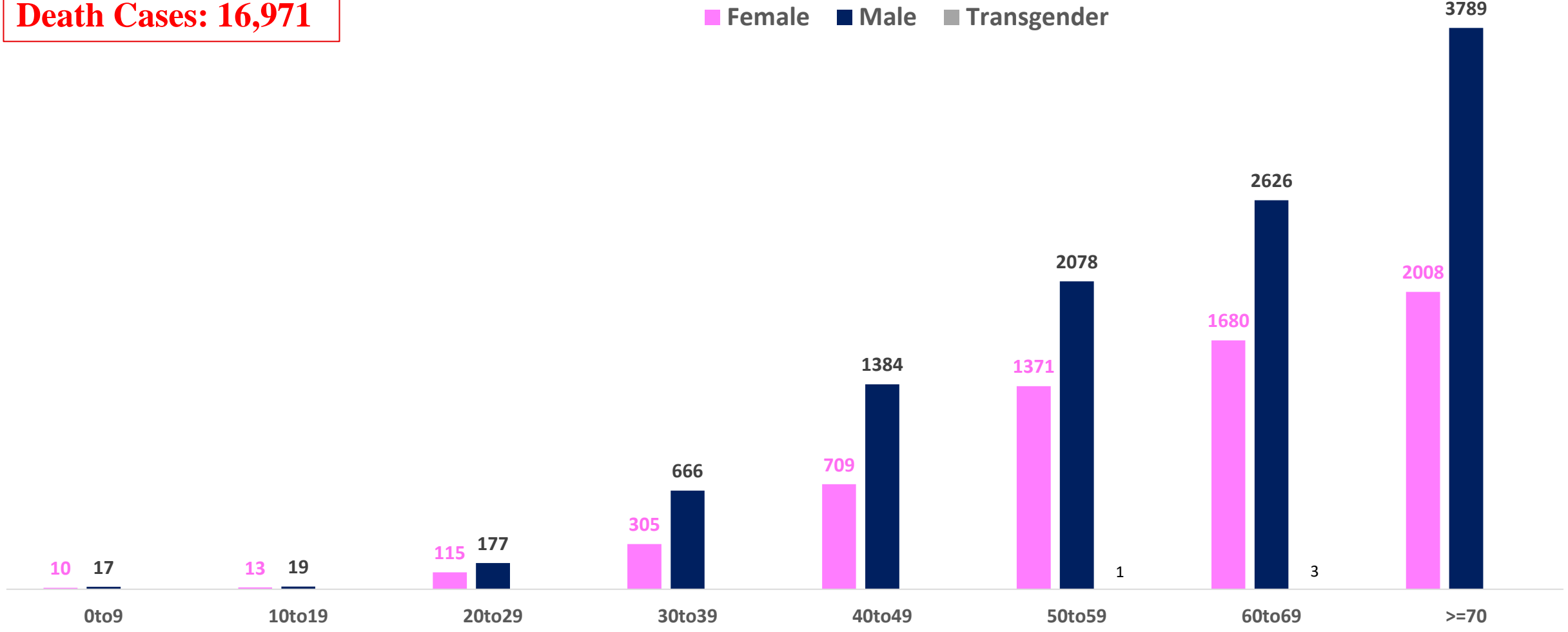
▲▼ : Shows increase and decrease in numbers as compared to previous day



AGE AND GENDER WISE DISTRIBUTION OF DEATH CASES



Death Cases: 16,971





VACCINATION COVERAGE AS ON 08.07.2022



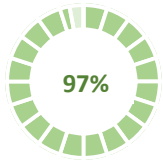
Total Doses Administered

1,98,19,624

▲ 20,553

Total 12-14 years Population : 2.82 Lakhs

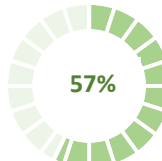
1ST DOSE



2,73,253
Doses administered

▲ 2,081

2ND DOSE

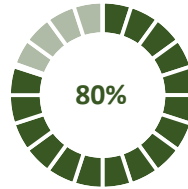


1,60,753
Doses administered

▲ 2,253

Total 15-18 years Population : 4.42 Lakhs

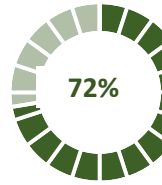
1ST DOSE



3,55,687
Doses administered

▲ 245

2ND DOSE

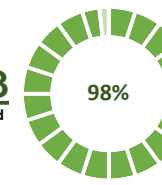


3,19,933
Doses administered

▲ 123

Total adult Population : 91.7 Lakhs

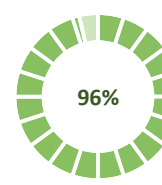
1ST DOSE



90,08,619
Doses administered

▲ 179

2ND DOSE



88,32,690
Doses administered

▲ 6,370

Priority Group*

Health Care Workers

Dose 1

2,10,344

Doses administered

▲ 0

Dose 2

2,06,973

Doses administered

▲ 33

Frontline Workers

Dose 1

3,81,908

Doses administered

▲ 2

Dose 2

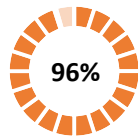
3,73,184

Doses administered

▲ 73

45 – 59 Years Coverage

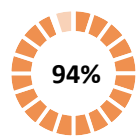
Dose 1



16,94,631
Doses administered

▲ 26

Dose 2

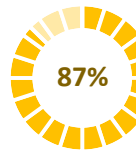


16,70,662
Doses administered

▲ 2,216

18 - 44 Years Coverage

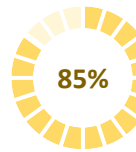
Dose 1



57,41,673
Doses administered

▲ 143

Dose 2



56,18,764
Doses administered

▲ 2,282

60 + Years Coverage

Dose 1



9,80,063
Doses administered

▲ 8

Dose 2



9,63,107
Doses administered

▲ 1,766

PRECAUTION DOSE



8,68,689

Doses administered

▲ 9,302

PRECAUTION DOSES ADMINISTERED

Health Care Workers

87,911

Booster Doses administered

▲ 163

Front Line Workers

1,15,579

Booster Doses administered

▲ 927

60 + Years Coverage

3,59,407

Booster Doses administered

▲ 585

18 + Years Coverage

3,05,792

Booster Doses administered

▲ 7,627

▲ indicates the increase in last 24 hours



COVID-19 SCENARIO IN BENGALURU AND OTHER METROPOLITAN CITIES



CITY NAME	Positive Cases	Active Cases	Recovered	Deceased	Vaccine Doses Administered
New Delhi	19,39,758	2,329	19,11,149	26,280	3,52,41,435
Bengaluru*	18,12,065	6,239	17,88,855	16,971	2,28,48,969
Mumbai	11,16,975	4,427	10,92,924	19,624	2,15,24,838
Chennai	7,69,778	7,335	7,53,374	9,069	1,07,07,384
Kolkata	4,47,192	272	4,41,264	5,656	1,03,94,421

Source : <https://dashboard.cowin.gov.in/> at 5:30pm (09.07.2022)
Source : <https://www.covid19bharat.org/> at 5:30pm(09.07.2022)

*includes BBMP & Bengaluru Urban



SNAPSHOT OF COVID-19 CASES IN BENGALURU URBAN



**Total Wards With
< =10 Cases* :
98**

**Tests Conducted
On 08.07.2022:
17,593**

**Recovery
Rate:
98.72%**

**Total
Active Cases :
6,239**

**Total Vaccinated on
08.07.2022:
20,553**

**Positivity
Rate* :
5.00%**

**Active
Rate:
0.34%**

**Case
Fatality Rate* :
0.02%**



*Total positive cases In the past 7 days

*CFR and positivity is for Past 7 days



ಬೃಹತ್ ಬೆಂಗಳೂರು ಮಹಾನಗರ ಪಾಲಿಕೆ
Bruhat Bengaluru Mahanagara Palike



Download BBMP Bulletin	https://apps.bbmpgov.in/covid19/mediabulletin.php
For BBMPCovid19 Bed Status:	https://apps.bbmpgov.in/covid19/en/Bedstatus.php
To register for vaccination :	https://selfregistration.cowin.gov.in/
BBMP COVID19 Dashboard:	https://apps.bbmpgov.in/covid19/
Follow us on:	 www.facebook.com/bbmp.comm1/
	 twitter.com/BBMPCOMM

Issued by:

Honorable Chief Commissioner, BBMP
Special Commissioner Health & IT, BBMP
MD, Bengaluru Smart City Limited

THANK YOU !



ಬೃಹತ್ ಬೆಂಗಳೂರು ಮಹಾನಗರ ಪಾಲಿಕೆ
Bruhat Bengaluru Mahanagara Palike

**ನಾಯಿ ಕಚ್ಚಿದಾಗ ತಕ್ಷಣ ಅನುಸರಿಸಬೇಕಾದ
ಪ್ರಥಮ ಚಿಕಿತ್ಸೆ ವಿಧಾನಗಳು**



ನಾಯಿ ಕಚ್ಚಿದ ಗಾಯವನ್ನು ಹರಿಯುವ ನೀರಿನಿಂದ ಸಾಬೂನನ್ನು ಉಪಯೋಗಿಸಿ 15 ನಿಮಿಷಗಳು ತೊಳೆಯಿರಿ



ಕಚ್ಚಿದ ಗಾಯಕ್ಕೆ Dettol ಅಥವಾ ಇನ್ನಿತರೆ anti-septic ದ್ರವವನ್ನು ಹಚ್ಚಿ





ಆಂಟಿ ರೇಬೀಸ್ ಲಸಿಕೆಗಾಗಿ ಹಾಗೂ ಸೂಕ್ತ ಚಿಕಿತ್ಸೆ ಗಾಗಿ ಹತ್ತಿರದ ವೈದ್ಯರನ್ನು ಅಥವಾ ಬಿಬಿಎಂಪಿ ಅಸ್ಪತ್ರೆಯನ್ನು ಸಂಪರ್ಕಿಸಿ

  @BBMPSplHealth

BBMP RABIES HELPLINE: 6364893322

